

Welcome to the jardin du Lautaret

VISITOR GUIDE



© CNRS Images | Thibaut Vergoz



www.jardindulautaret.com

UGA
Université
Grenoble Alpes

cnrs

OSUG





CONTACTS

Executive team

lautaret-dir@univ-grenoble-alpes.fr



Églantine Gavoty

Station manager

+33 699 387 628

eglantine.gavoty@univ-grenoble-alpes.fr



Lucie Liger

Preferred contact for instrumentation

+33 607 504 807

lucie.liger@univ-grenoble-alpes.fr



Rémi Vannard

Preferred contact for stay logistics

+33 642 966 798

remi.vannard@univ-grenoble-alpes.fr

Emergency Numbers

18 Fire Brigade

17 Police

15 SAMU (Medical Emergency)

112 European Emergency Number

114 Emergency number for deaf and hard-of-hearing persons

Local Doctors

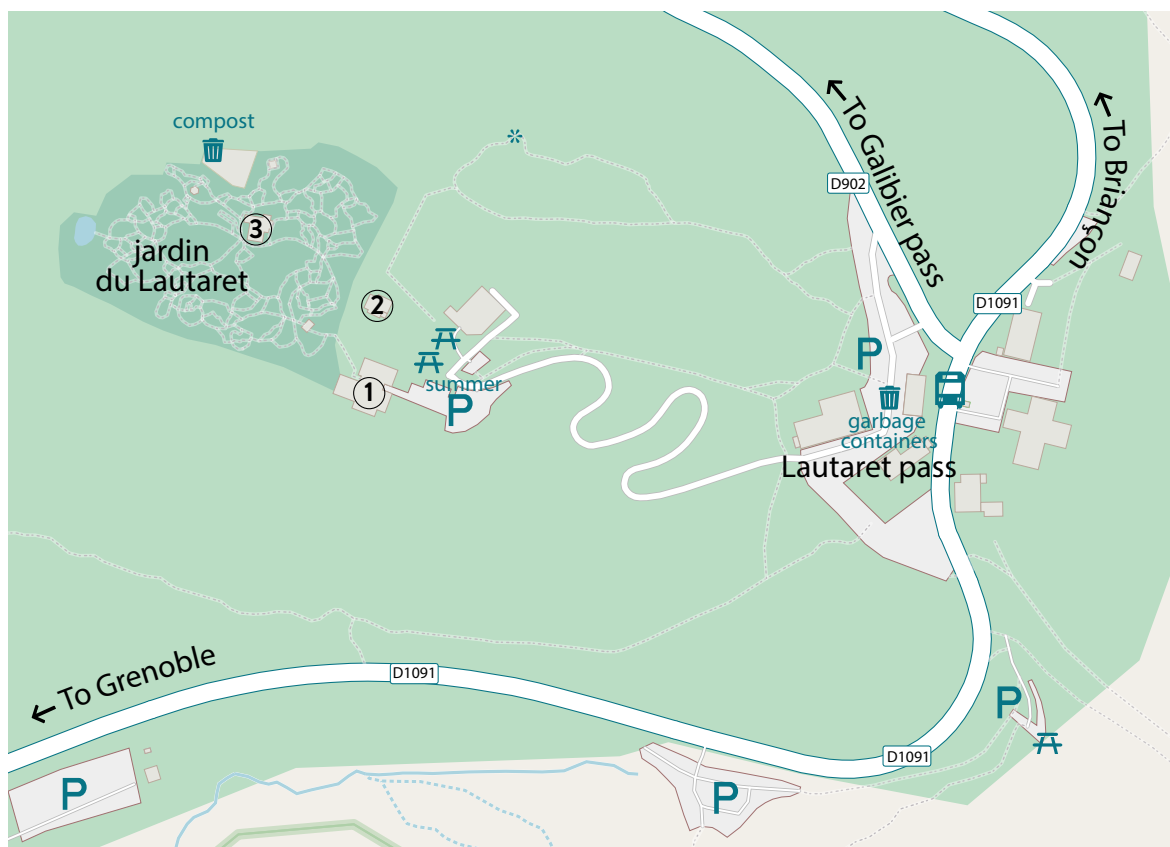
Medical Practice in Villar-d'Arène

+33 476 795 414

Medical Practice in Monêtier-les-Bains

+33 492 244 254

SITE MAP



①

Galerie de l'Alpe (GDA)

Public reception area, conference room (80 seats), laboratory, instrumented rooftop and workshop.



②

Chalet labo

Shared living space (dormitories, common room 12 person, meeting room 10 person, kitchen, bathrooms).





③

Chalet Mirande

Shared living space (dormitories, common room 30 person, meeting room 20 person, kitchen, bathrooms).

!\\ Weather Warning !/

The **jardin du Lautaret site is located at 2,100 m altitude**. Weather can change extremely rapidly. On the same day it can be very hot or very cold, beautiful or very stormy. At the Lautaret pass, snow can fall in any season. Remember to bring appropriate clothing and sun protection (sunglasses, sunscreen and hat). Suitable footwear for your activities is also essential.



YOUR STAY

Preparing your arrival

Once your stay is booked, to best organise the logistics, **please provide us the following information at least one week before your arrival.** Note that you can come by car or by bus (stop at the Lautaret pass).

<https://www.autocars-resalp.com/en/time-line/briancon-grenoble>

- **Expected arrival time** (ideally between 8:00 and 17:00).
- **Expected departure time** (rooms must be vacated by 08:00 at the latest on the last day of your stay to allow cleaning. If needed, you may store your belongings at the Galerie de l'Alpe until your departure).
- **Plan your meals** (see note at the end of the document).
- **If you're a group, specify the composition** (male/female and supervisors) so we can best organise dormitory allocation.
- **Anticipate your specific needs** (rooms, projection equipment, internet access, 4×4 vehicle for equipment transport, access to the GDA laboratory, technical assistance, etc).

On the day of your arrival

- **Park vehicles outside the jardin du Lautaret grounds**, which is closed by barriers.
- **Allow approximately 30 min** in your schedule **for the mandatory safety briefing** and dormitory allocation.
- **Remember to sign the «visitor logbook».** During the garden's touristic opening period, from the 1st weekend of June to the 1st weekend of September, the logbook is available at the reception desk. Otherwise it can be found in the workshop.

During Your Stay

- **Any request for equipment loan must be made to a Lautaret staff member.** Please do not help yourself directly from the workshop or garage.
- **Accommodation is in dormitories** consisting of 2, 4, 6 or 8 beds. Bed linen is provided (fitted sheet, duvet cover and pillowcase). **If you are staying only one night, please bring a sleeping bag.**
- **If you're a group** (seminar, student course, summer or winter school), **the presence of a group supervisor is mandatory during the night in each occupied building.**
- **All equipment needed for cooking and taking meals is available.** Please clean the kitchen and the dining room after each meal.
- **Various bins are available for sorting your waste** (packaging / glass / compostable waste / non-recyclable). You must take your waste to the Lautaret pass (garbage container location is shown on the site map). In summer, a compost is set up in the technical area, next to the plant nursery.

Upon your departure

- **Return all borrowed equipment to the workshop.**
- **Remove sheets and place them in the laundry baskets** on the ground floor of both chalets.
- **Tidy the kitchen** (dishes washed and put away).
- **Empty all bins** (kitchen and bathrooms) and take them to the Lautaret pass containers.
- **Do not leave any perishable food in the fridges or freezers.**
- **Inform a Lautaret staff member of your estimated departure time** (during the garden's public opening, you may inform the reception staff).
- **A brief inspection may be carried out at your departure** with a Lautaret staff member.
- **Help spread the word about the jardin du Lautaret!** Subscribe to our newsletter, leave a nice comment and tag the jardin du Lautaret on social media to help to increase our visibility.



SAFETY INSTRUCTIONS



Galerie de l'alpe (GDA)

Several fire extinguishers, first-aid kits (workshop and reception rooms) **and a defibrillator** (reception) **are available. Eye-wash stations are located at the entrance of the workshop and in the laboratory. A field first-aid kit can be provided for outdoor excursions.**

In case of a fire alarm, the meeting point is at car park in front of the GDA.

Equipment available to you is stored in the GDA workshop. All equipment loans must be requested in advance. Please return anything borrowed and report any loss or damage.

The GDA laboratory may be used if the request was submitted before your arrival (no free-access). Instructions are posted at the entrance and must be strictly followed by all users.

Chalet Mirande and chalet labo

The main risk is fire. A fire blanket is available on the kitchen wall. It is designed to smother a pan fire – it cannot extinguish a room engulfed in flames. Fire extinguishers are distributed throughout the buildings. Their use is solely intended to allow safe exit from the building.

In case of a fire alarm, the meeting points are located in front of the buildings (in the driveway for Chalet Mirande, and at GDA car park for chalet labo).

During the safety briefing, the electrical shut-off points (ground floor of chalet Mirande; garage of chalet labo) **and water shut-off points** (basement of chalet Mirande; ground floor of chalet Labo, under the staircase) **will be shown to you.**

For minor injuries, a first-aid kit is available in the common rooms.

Smoking indoors, lighting candles or connecting an undeclared high-consumption device (supplementary heating, scientific equipment, etc.) is strictly prohibited. To avoid any fire risk, do not dry clothing directly on radiators.

Any use of emergency equipment must be reported in order to be filled.

All incidents, however minor, must be recorded in the incident register. For this, contact the safety officer (Rémi Vannard).

WINTER STAYS SPECIAL CONSIDERATIONS

No vehicle access to the jardin du Lautaret buildings. Park at Lautaret pass, then 10 min on snow walkway.

Possibility of having your belongings transported by the Lautaret all-terrain vehicle (must be arranged in advance).

Warning: limited parking spaces at Lautaret pass. Please park in a way that does not obstruct snowploughs.

In case of storm, visibility may be very poor and moving between two buildings of the jardin du Lautaret can become difficult.

Bring head torches to see and be seen during night-time movements (in winter, darkness falls early)



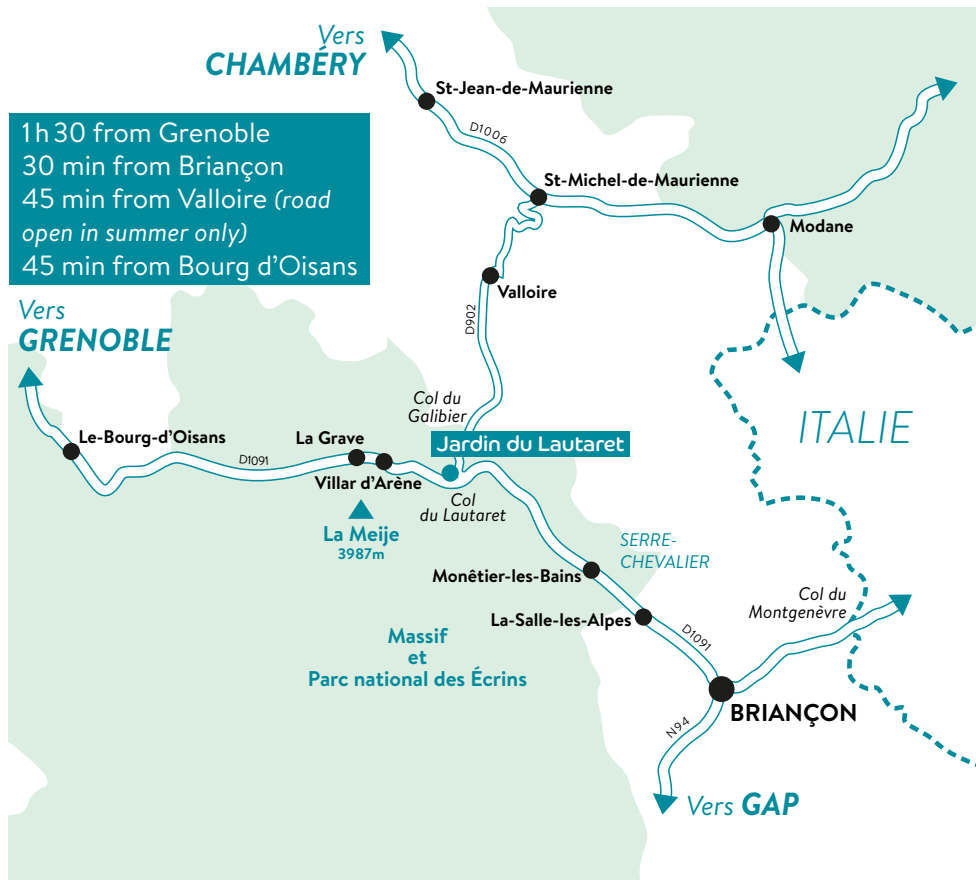
NOTE FOR CATERING PLANS

The jardin du Lautaret does not organise meals, but provides a dining room, kitchen, dishes, fridges and freezers in each chalet.

Several options for meals:

- **Bring your own groceries** (breakfast, lunch and dinner) for the entire duration of your stay.
 - Shops in Monêtier-les-Bains, Briançon and Bourg d'Oisans (15, 30 and 45 min by car respectively)
 - Convenience store in La Grave (15 min by car)
- **Contact the Café de la Ferme** (+33 492 244 183), a restaurant at Lautaret Pass that can prepare take-away meals (breakfasts, meals to reheat in the chalets or packed lunches). Remember to bring Tupperware-style containers. Technical support can be requested from Lautaret staff to collect your meals.
- **With our prior agreement, bring in an outside caterer.** NB: during the tourist season, from 1st weekend of June to 1st weekend of September, a caterer may be arranged but only on an exceptional basis. This type of request must be planned well in advance.
- **Eat at restaurant.** Nearest restaurants:
 - Brasserie « Les Glaciers » at Lautaret pass
 - The « Café de la Ferme » at Lautaret pass
 - Several restaurants in Villar-d'Arène
 - Many restaurants in Monêtier-les-Bains

COME TO US



Jardin du Lautaret
Col du Lautaret
05480 Villar-d'Arène
France



Enjoy your stay at the Lautaret !



www.jardindulautaret.com

